



# Pumpkins, Squash & Other Cucurbits



[www.agclassroom.org/ok](http://www.agclassroom.org/ok)



## P.A.S.S

### Grade 1

Reading-4.4

Writing-2.1

Math Process-2.3; 3.3;  
4.2; 5.1

Math Concept-2.4,5

Science Process-1.2;  
2.1; 3.1,2,4

Life Science-2.1,2

Social Studies-2.3; 5.1

Visual Arts-1.1,4; 3.2

### Grade 2

Reading-2.1c

Writing-2.5; 3.1g

Math Process-2.3; 3.3;  
4.2; 5.1

Math Concept-2.1b,3;  
4.2b

Science Process-2.1;  
3.1,2,4; 4.3

Life Science-2.1

Social Studies-2.3; 3.4;  
4.2

Visual Arts-1.1,4; 3.2

### Grade 3

Reading-4.1a,2b; 6.1

Writing-2.5

Oral Language-2.3

Math Process-2.3; 3.3;  
4.2; 5.1

Math Concept-2.2b;

3.2d; 4.2c; 5.2ab

Science Process-1.1,2;  
2.1; 3.1,2,4; 4.3

Life Science-2.1,2

Social Studies-1.1; 3.2

Visual Arts-1.1,4; 3.2

### Grade 4

Reading-4.1b; 5.1,2d

Writing-2.2

Math Process-2.3; 3.3;  
4.2; 5.1

Math Concept-3.2b

Science Process-1.1,2;  
2.1; 3.1,3,4

Life Science-3.1,2

Social Studies-2.2;  
4.1,2; 5.2,3

Visual Arts-1.2,4;  
3.3

### Grade 5

Reading-4.1b; 5.1

Math Process-2.3;  
3.3; 4.2; 5.1

Math Concept-5.1d,2

Science Process-1.1,2;  
2.1; 3.1,3,4

Life Science-2.1,2

Social Studies-2.2; 3.1;  
7.5

Visual Arts-3.1

# COOL CUCURBITS.....

Squash, melons, pumpkins and cucumbers are all part of the Cucurbitaceae, or gourd, family. They belong to the group of vegetables known as cucurbits.

Cucurbits were among the foods first cultivated by ancient farmers in much of what is now the US. Archaeologists believe ancient people farming along river banks may have cultivated some form of squash, sunflowers and other seed plants even before they learned to cultivate maize. After maize was introduced, farmers continued to grow squash with maize and beans, in the “three sisters” system.

Cucurbits are still a staple in Oklahoma gardens and in Oklahoma agriculture. Watermelons and pumpkins are important Oklahoma field crops, and farmer’s markets display a wonderful variety of squashes and cucumbers throughout the growing season.

Use the activities that follow to introduce your students to the health benefits of eating cucurbits. Some of the Oklahoma Priority Academic Student Skills covered in these activities are listed at left.



# THE TRUTH ABOUT CUCURBITS .....

## **Winter squash got its name because it grows in winter.**

False: The term "winter squash" dates back to a time when refrigeration and cross country transportation was not as readily available as it is now. "Good keepers" became known as winter vegetables if they would "keep" until December. Winter squash have hard, thick skins and will keep for months if stored in a cool, dark, well-ventilated place.



## **Squash plants have male and female flowers on the same plant.**

True: Species of cucurbits are usually monoecious, with separate pollen-bearing (staminate) male flowers and seed-bearing (pistillate) female flowers on the same plant.

## **Cucurbits and other vegetables are better for you raw than cooked.**

Not necessarily: Although some nutrients are lost when vegetables are cooked, scientists now believe that in some foods, more nutrients are released when foods are cooked and mashed. In general, nutritionists recommend eating vegetables raw or only slightly steamed. All agree that how you eat them doesn't matter if you're not going to eat enough to begin with.



## **Zucchini can grow to the size of a tree trunk.**

False: Not quite that big, but they can grow quickly to the size of a baseball bat if not picked frequently. Zucchini and other summer squash taste best when picked between five and eight inches long. One zucchini plant can produce as many as 30 zucues per plant.





# ZUKES, CROOKNECKS AND PATTYPAN....



No, these are not the names of street gangs or Saturday morning cartoon characters. Zucchini, crookneck and pattypan are the most common of the summer squashes, the kind that get sliced fresh from the garden or the farmer's market and stir fried, steamed or grilled.

Squash is usually divided into two categories - summer and winter. Summer squashes are harvested and eaten while their skin is still tender. Winter squash grows a thick skin, which helps it keep longer.

The most common summer squashes are scallop, or pattypan, constricted neck and zucchini. Pattypan is round and flattened, like a plate with scalloped edges. It is usually white. Constricted neck squash is thinner at the stem end than the blossom end, and is classified as either "crookneck" or "straightneck." It is usually yellow. Zucchini squash is cylindrical to club-shaped and is usually green.

Go to the "Links" barn on the Web site. Click on "Links for Teachers," then click on "Food" to find links to photos and descriptions of "Summer Squash" and "Winter Squash."

**Squash is a good source of fiber, Vitamin C, betacarotene and potassium.**

**Betacarotene** - becomes Vitamin A, which helps your eyes adjust to light changes when you come in from outside and helps keep eyes, skin and mucous membranes moist. Winter squash is a better source of betacarotene than summer squash.

**Vitamin C** - helps heal wounds, prevents cell damage, promotes healthy gums and teeth, and strengthens the immune system.

**Potassium** - is an electrolyte and is critical to maintaining a person's heartbeat. It also plays a major role in maintaining water balance (with sodium) and cell integrity.

Bring samples of summer squash to class. Have students write and act out plays with the squashes as superheroes having the characteristics of the nutrients listed above.



# ZUCCHINI SNEAK .....

Zucchini is so prolific in gardens that some people in Pennsylvania have designated an official “Sneak a Zucchini onto your Neighbor’s Porch” night (August 8).



Celebrate with your own “Zucchini Sneak” week. Start with five zucchini, and place them in five students’ desks with a secret message wrapped around each one. Students who get the zucchini must complete the tasks printed on the message before getting permission from you to sneak the zucchini into the desks of another five

students, with instructions to complete additional tasks. Tasks could include defining words related to zucchini (cucurbit, gourd, prolific, etc.) creating zucchini math problems, writing three adjectives to describe “zucchini,” finding three zucchini history facts online, finding zucchini nutrition information, finding the name for zucchini in Spanish (calabacita) and French (courgette), etc. Finish the week with a Family Cucurbit Night with all cucurbit activities and curcurbit snacks. Late August through early October, parents with gardens may have zucchini to share. For cucurbit recipes, go to “Food and Fun” on the Oklahoma Ag in the Classroom Web site.

Squash is a game similar to racquetball that began in England and is popular there and around the world. Have students research the game online and learn to play.

Use zucchini or cucumbers as a nonstandard unit of measure to measure the perimeter of student desks. Use zucchini or cucumber for practice in fractions. (Cut into halves, fourths, etc.) Make sure students wash their hands and use clean cutting utensils. Eat as a nutritious raw snack, with or without dip.

Have students estimate how far students can roll zucchini, then have a zucchini roll. Measure and record the length of each student’s roll, and have students calculate the average. Estimate and count rotations as well.



# SQUASH SIGHTING



Bring in an assortment of winter squashes and hide them in plain sight around the room. Show one of the squash to students and ask them to guess what it is. Tell students there are more of the squash hidden around the room, and tell them how many. Have students stay in their seats while searching for the hidden squash and draw maps showing where the squash is located as they find them. Use a timer to signal “time’s up.”

Divide students into groups, and have the groups take turns hiding the squash and mapping their locations for other groups to find.

For each 4-5 students provide one winter squash or ornamental gourd and a list of the vocabulary words included in this packet. Discuss haiku, and have each student write a haiku about the squash, using at least three of the vocabulary words.

Have students arrange the squash and/or gourds and do still life drawings, paintings or digital photographs. Use the works of art to illustrate the haiku.

Place assorted winter squash in a box where students cannot see them, with more of one kind than the rest. Review the kinds of winter squash. Have a few students take squash from the box without looking. Have students record the kinds of squash as they are drawn from the box. Then have students determine which kind of squash they are most likely to draw from the box. Have students list all the ways the different squash can be combined. (acorn/ acorn/ butternut, butternut/ turban/ spaghetti, etc.)





## A GOOD KEEPER.....

The best tasting winter squash is available in early fall. Purchase acorn squash that is almost solid dark green. The best butternut squash has a thick neck and small round base. Ornamental squash, also plentiful during the holiday season, is edible but normally not as flavorful as acorn, butternut and spaghetti squash.

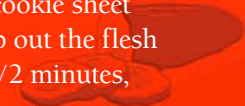


### Bring acorn squash to class

- Have students write descriptions of the squash and predict what they will find inside. (What color will it be? Will there be seeds? Where will the seeds be located? What will it smell like? How will it feel?)
- Have students design charts that will allow them to compare their predictions with results.
- Use a very sharp knife or a small handsaw and a cutting board to slice each squash in half. (Winter squash is difficult to cut, so take safety precautions. DO NOT ALLOW STUDENTS TO CUT.)
- Allow students to smell, feel and taste the squash, and have them record observations on their charts. Discuss results. Peel, cut into cubes, season and cook squash in an electric skillet.

### Roasted Acorn Squash

Many vegetables are tasty when roasted or cooked on a grill. Preheat oven to 375 degrees. Cut acorn squash in half, and scoop the seeds out of each half with a spoon. Add 1 tablespoon of butter, 1 teaspoon of honey or maple syrup, 1 tablespoon of brown sugar, salt and pepper to the hollow middle of each half. Place upright on a greased cookie sheet and roast for 20 to 30 minutes or until tender when flesh is poked with a fork. Cool and let students scoop out the flesh with spoons. Or place in microwave, cut side down, and add toppings after cooking. Cook on high for 4 1/2 minutes, rotate dish and cook 4 1/2 minutes more.



# PLANT A CUCURBIT GARDEN.....

Summer squash grows to maturity in 40-50 days and can be planted for a fall garden as late as September 1 in Oklahoma. Have students make hills in a sunny spot and plant 4-5 seeds per hill. After the plants have acquired their second set of leaves, students should pull all but three per hill. As an alternative, start plants in a large container in a bright location in the classroom, and send them home with students after they have flowered.

Have students keep journals to record the growth of their squash plants.

## What to watch for:

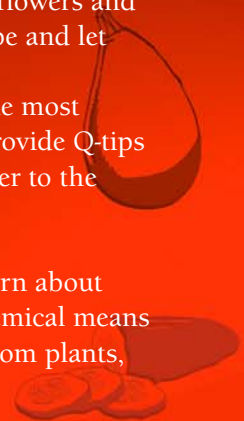
Leaves - The first leaves of squash plants are very large and robust compared with other seedlings.

Flowers - Species of cucurbits are usually monoecious, with separate pollen-bearing (staminate) male flowers and seed-bearing (pistillate) female flowers on the same plant. Squash blossoms are edible. Find a recipe and let students try eating them, or just offer them raw.

Insects - The spiny, sticky pollen is not windborne and requires insects for pollination. The most common pollinator insects appear to be beetles and bees. As an alternative you may provide Q-tips or small paint brushes and have students carefully transfer pollen from the male flower to the female.

Some insects are harmful to the squash plant. Have students research to learn about squash pests (cucumber beetle, squash vine borer, squash bug) and non-chemical means for controlling them. (row covers before flowers appear, removing insects from plants, planting before or after prime time for insects)

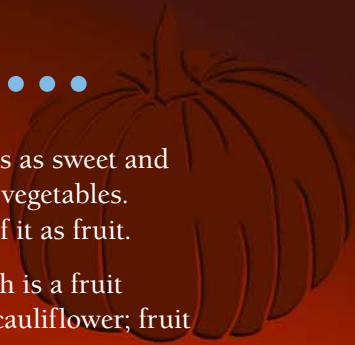
[www.agclassroom.org/ok](http://www.agclassroom.org/ok)





# FRUIT OR VEGETABLE?.....

In common terms, some cucurbits are fruit and some are vegetables. We usually think of fruits as sweet and vegetables as not sweet. Melons, another kind of cucurbits, are fruits; squash and cucumber are vegetables. Pumpkin is also a vegetable, but since we usually add sugar to it and bake it in a pie, we think of it as fruit.



In the common sense of the words, which of the following is a vegetable (not sweet) and which is a fruit (sweet)? (answer: vegetables – tomato, potato, squash, lettuce, onion, broccoli, carrot, spinach, cauliflower; fruit – apple, strawberry, watermelon)

tomato  
apple

potato  
strawberry

squash  
carrot

lettuce  
spinach

onion  
cauliflower

broccoli  
watermelon

In botanic terms, all cucurbits are fruit. A fruit is the ripened ovary – together with seeds – of a flowering plant.



Which of the vegetables above is botanically a fruit? (answer: tomato, apple, strawberry, squash, watermelon)

Have students look up the words “fruit” and “vegetable” in a dictionary and draw Venn diagrams to show how they are different and how they are the same.

Have students write the list of fruits and veggies above in alphabetical order.

Have students look at the list of fruits and veggies and identify the blends (squash, broccoli, strawberry, spinach, cauliflower), digraphs (squash, spinach) and diphthongs. (cauliflower, strawberry)



**Related lesson online: “Plant Parts We Eat,” “Fantastic Flower”**

**[www.agclassroom.org/ok](http://www.agclassroom.org/ok)**



# CUCUMBERS: WORLD TRAVELERS.....

Read the following information about cucumbers to your students. Provide world maps found on AITC Web site (Click on “Lessons” barn. Scroll down to maps.) As you name the places (in bold print) where cucumbers have traveled, have students work in teams to find the locations on the map.

The cucumber is believed native to **India**, and evidence indicates it has been cultivated in **western Asia** for 3,000 years.


From India it spread to **Greece** and **Italy**, where the Romans were especially fond of the crop, and later into **China**. It was probably introduced into other parts of **Europe** by the Romans.

Records of cucumber cultivation appear in **France** in the 9th century, **England** in the 14th century, and in **North America** by the mid-16th century.

The Spaniards brought cucumbers to **Haiti** in 1494. In 1535 Cartier found "very great cucumbers" grown on the site of what is now **Montreal** in Canada. Captains Amidas and Barlow found cucumbers in Native American gardens in **Virginia** in 1584. They were also being grown by the Iroquois (on the east coast of the US) when the first Europeans visited them.

## Pickles are Cucumbers!

You may like to eat your cucumbers as pickles, but you lose most of the nutrients by eating them that way. Although less nutritious than most vegetables, the fresh cucumber adds a refreshing crisp snap to salads and sandwiches. It is 90 percent water and contains small amounts of vitamin C, vitamin K and potassium. It also provides some dietary fiber.



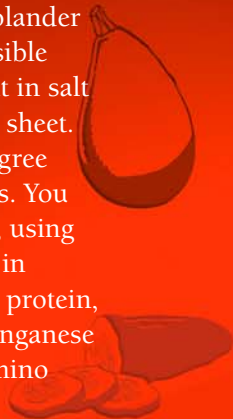
# PUMPKINS



- Estimate how many pumpkin seeds are in your jack-o-lantern. Then count to see whose estimate came closest. Count the seeds by twos, fives and tens.
- Measure the circumference and the diameter of your jack-o-lantern.
- Will your jack-o-lantern sink or float? If it floats add various objects to see how much weight it will hold afloat.
- Place a portion of your used jack-o-lantern in a large pickle jar (from the cafeteria or concession stand). Place garden soil on the bottom and cover the jar tightly with a lid. Estimate what will happen to the jack-o-lantern, and keep a journal recording changes. This is an example of anaerobic decomposition. Have students research the difference between anaerobic and aerobic decomposition. How would they have to change the experiment to make the decomposition aerobic?

The tradition of carving pumpkins at Halloween started with the Irish, but the original jack-o-lanterns were made from turnips. When the Irish immigrated to the U.S., they found pumpkins in abundance, and they were much easier to carve than turnips.

If you're scooping out pumpkins to make jack-o-lanterns, don't forget to save the seeds to eat. Rinse the seeds in a colander and separate them as much as possible from the pulp. Soak them overnight in salt water. Drain and place on a baking sheet. Bake for 10-15 minutes in a 400-degree oven. Eat them like sunflower seeds. You can roast all kinds of squash seeds, using the same method. Called "pepitas" in Spanish, the seeds are packed with protein, fiber, iron, copper, magnesium, manganese and phosphorous, as well as the amino acids arginine and glutamic acid.



# THE WORLD'S BIGGEST FRUIT.....

The world's largest fruits belong to the cucurbit family. Pumpkins range in size from less than a pound to more than 1,000 pounds.

According to *Cucurbits*, the official newsletter of the World Pumpkin Confederation, a 2005 record-breaking pumpkin weighed in at 1,469 pounds and a giant squash tipped the scales at just more than 962 pounds.

The town of Roffstown, New Hampshire, holds an annual pumpkin regatta each October, in which giant pumpkins are hollowed out to make room for a single passenger, then fitted with trolling motors and paraded on the Piscataquog River.



Pumpkins are so big they can be used to represent the world.

## **Pumpkin Globe (From Illinois Ag in the Classroom)**

Using a world map or globe, discuss longitude, latitude and hemispheres.

Divide students into groups of 2-3 and give each group a pumpkin.

Ask the students to pretend their pumpkin is the earth and draw latitude lines on their pumpkin at 10-degree increments.

Tell the students the vertical lines on pumpkins are similar to the longitude lines on a map or globe. Ask the students to draw longitude lines on their pumpkins at 10-degree increments.

The students should find the north, south, east and west hemispheres on their pumpkins, now that they have latitude and longitude lines

Have the students paint continents on their pumpkins with tempera paint and let it dry for one hour.

Ask the students to paint the bodies of water on the pumpkins and let them dry overnight.

Discuss how the pumpkin globes are similar/different from manufactured globes.



# PUMPKINS IN THE MORNING, PUMPKINS IN THE EVENING

For pottage and puddings  
and custards and pies,  
Our pumpkins and parsnips  
are common supplies,  
We have pumpkins at morning  
and pumpkins at noon,  
If it were not for pumpkins  
we should be undoon.  
- Pilgrim verse, circa 1630



Pumpkins were a main part of the Pilgrims' daily diet because they would keep for several months, if left uncut and stored in a cool, dry place.

Colonists made the first pumpkin pies by slicing off pumpkin tops, removing the seeds, filling the insides with milk, spices and honey, then baking it all in hot ashes.



What does this poem tell us about the importance of pumpkins in the lives of the Pilgrims?

The pumpkin is one of only a few foods we still eat today that is native to North America. American Indians used them as food and medicine. Dried pumpkin shells served as bowls or containers for storing grains and seeds. The Indians also flattened strips of pumpkins, dried them and made mats from them.

## Pumpkin Pottage (Soup)

Pumpkin has all the nutritional benefits of squash and can be eaten as a vegetable, although most of us only eat it in pie. Try this pumpkin soup.

Place 3 cups canned or 2 pounds cooked pureed fresh pumpkin in 3 cups scalded milk or chicken broth. Blend together and add 1 tablespoon butter and 1 tablespoon flour. Add 1 tablespoon white sugar or 2 tablespoons brown sugar and 1/2 cup finely diced ham. Season as desired with salt, pepper, ginger and cinnamon. Heat but do not boil. This makes about 6 cups.



# VOCABULARY.....

**botanical** - relating to the science of plants

**constricted** - made narrow

**cucurbit** - any of various mostly climbing or trailing plants of the family Cucurbitaceae, which includes the squash, pumpkin, cucumber and melons


**fruit** - the ripened ovary of a seed plant

**gourd** - any of a family of tendril-bearing vines (as the cucumber, melon, squash and pumpkin)

**monoecious** - A plant species in which male and female organs are found on the same plant but in different flowers

**ornamental** - something that adds beauty

Squash is native to the Americas. The colonists of New England adopted the name squash, a word derived from several Native American words for the vegetable which meant "green thing eaten green." Eventually summer squash made its way to the Mediterranean regions of Europe where it thrived and was renamed *zucchini* by the Italians and *courgette* by the French. Both names mean "small squash." *Calabacita* is the Spanish name.



**ovary** - the enlarged rounded lower part of the pistil of a flower in which seeds are formed

**ovule** - an outgrowth of the ovary of a seed plant that after fertilization develops into a seed

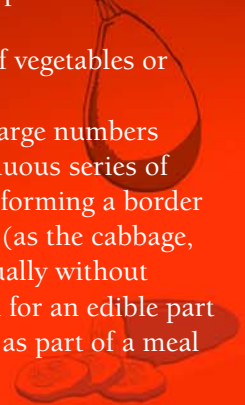
**pollen** - a mass of tiny particles in the anthers of a flower that fertilize the seeds and usually appear as fine yellow dust

**pottage** - a thick soup of vegetables or vegetables and meat

**prolific** - producing in large numbers

**scallop** - one of a continuous series of rounded half-circles forming a border

**vegetable** - a leafy plant (as the cabbage, bean, or potato), usually without woody tissue, grown for an edible part that is usually eaten as part of a meal



Count the syllables in each of these vocabulary words.

# WHERE DO THEY GROW?.....

Color in the counties where the cucurbits grow in Oklahoma.

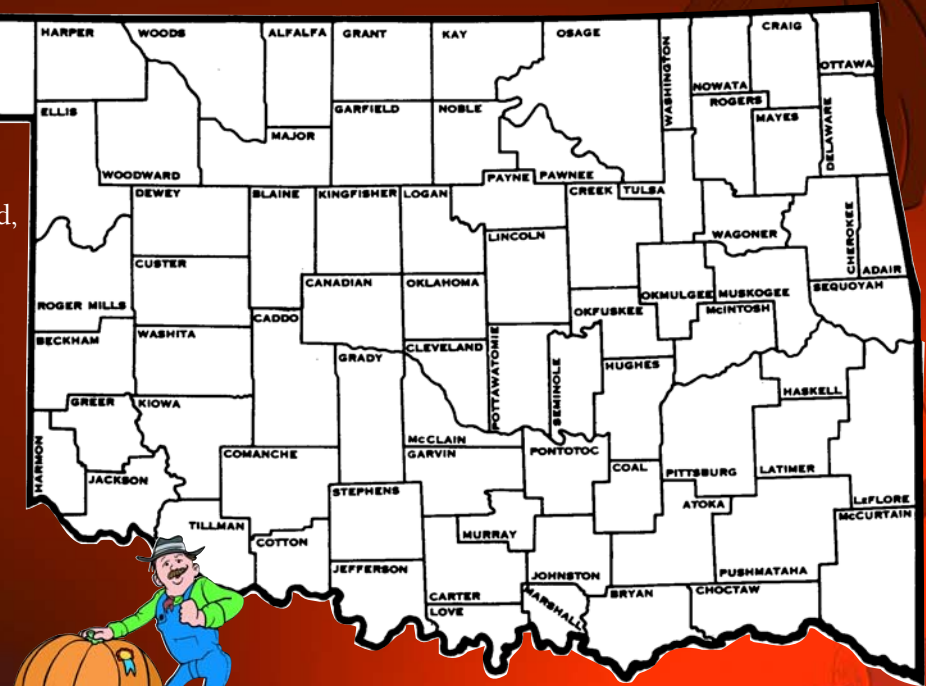
Cucumbers grow on farms in Cleveland, Payne and Pottawatomie Counties. Color the counties that grow cucumbers green.

Pumpkins grow on farms in Pottawatomie, Caddo, McClain, and Grady Counties. Color the counties that grow pumpkins orange.

Squash grows on farms in Adair, Pottawatomie and McIntosh Counties. Color the counties that grow squash yellow.

Which county grows more than one kind of cucurbit?

\*Based on most recent US Census in 2002



**Oklahoma Ag in the Classroom is a joint project of the Oklahoma Department of Agriculture, Food & Forestry; the Oklahoma State Department of Education and the Oklahoma Cooperative Extension Service.**



**For more information about  
Oklahoma Ag in the Classroom, contact:  
Jamey Allen, 405.522.6768, [jamey.allen@oda.state.ok.us](mailto:jamey.allen@oda.state.ok.us)  
Mary Ann Kelsey, 405.522.5513,  
[maryann.kelsey@oda.state.ok.us](mailto:maryann.kelsey@oda.state.ok.us)**

**Dana Bessinger, 405.522.2105, [dana.bessinger@oda.state.ok.us](mailto:dana.bessinger@oda.state.ok.us)**

**For more information about the  
Oklahoma Farm to School Program, contact:  
Chris Kirby, Oklahoma Department of Agriculture,  
Food & Forestry; 2800 N. Lincoln Blvd.;  
Oklahoma City, OK 73105  
405.522.2106, [chris.kirby@oda.state.ok.us](mailto:chris.kirby@oda.state.ok.us).**

**[www.agclassroom.org/ok](http://www.agclassroom.org/ok)  
[www.okfarmtoschool.com](http://www.okfarmtoschool.com)**

This publication, printed by OU Printing Services, Norman, Okla., is produced by the Oklahoma Department of Agriculture, Food and Forestry as authorized by Terry Peach, Commissioner. 1,500 copies have prepared at a cost of \$790. Twenty-five copies have been deposited with the Oklahoma Dept. of Libraries. 6.08

